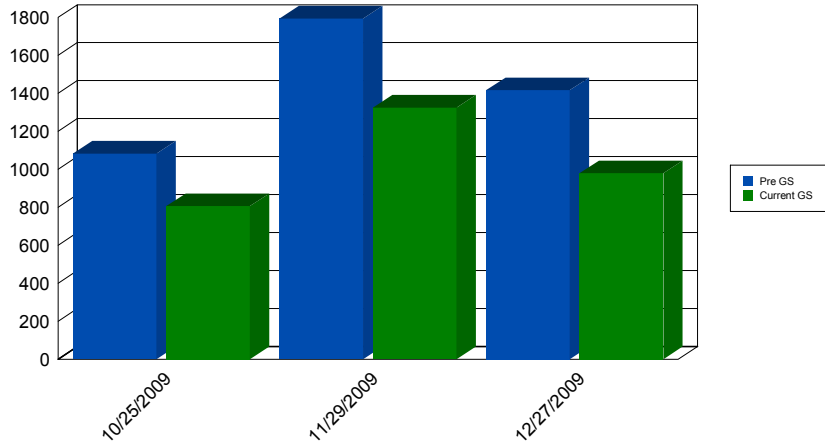


DASHBOARD REPORT

PEDIATRIC OFFICE

Vendor Name	Month	Pre GS	Current GS	Savings	Savings %
McKesson General Medical	10/31/2009	865.06	601.49	263.57	30%
Office Depot	10/31/2009	217.70	185.99	31.71	15%
McKesson General Medical	11/30/2009	1,568.11	1,060.32	507.79	32%
Office Depot	11/30/2009	225.33	209.80	15.53	7%
McKesson General Medical	12/31/2009	1,203.30	777.91	425.39	35%
Office Depot	12/31/2009	213.28	199.33	13.95	7%
TOTAL		4,292.79	3,034.85	1,257.94	29%



Vendor Name	2009 YTD Summary		Cummulative	
	Pre GS	Curr GS	Pre GS	Curr GS
McKesson General Medical	\$6,227.49	\$5,417.92	\$6,227.49	\$5,417.92
Office Depot	\$853.76	\$708.62	\$853.76	\$708.62
	\$7,081.25	\$6,126.54	\$7,081.25	\$6,126.54
			Total Savings	\$954.71
			Total Savings %	13%

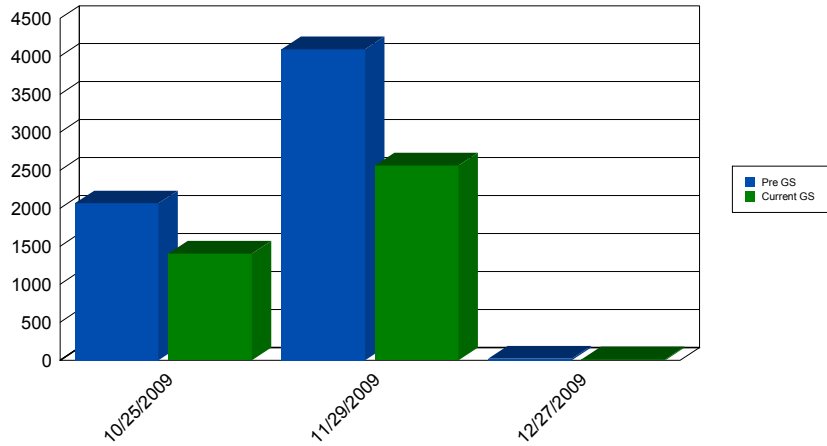
Audit Results

Category	Credit Due	Pending	Resolved
Medical Supplies	386.54	386.54	
Office Supplies	2.56	2.56	
Total Discrepancies	389.10	389.10	

DASHBOARD REPORT

MEDICAL GROUP - INTERNAL MED

Vendor Name	Month	Pre GS	Current GS	Savings	Savings %
McKesson General Medical	10/31/2009	2,065.67	1,263.32	802.35	39%
McKesson General Medical	11/30/2009	3,984.57	2,203.42	1,781.15	45%
Office Depot	11/30/2009	108.87	101.50	7.37	7%
McKesson General Medical	12/31/2009	20.82	10.42	10.40	50%
TOTAL		6,179.94	3,578.67	2,601.27	42%



Vendor Name	2009 YTD Summary		Cummulative	
	Pre GS	Curr GS	Pre GS	Curr GS
McKesson General Medical	\$7,632.64	\$6,640.40	\$7,632.64	\$6,640.40
Office Depot	\$122.29	\$101.50	\$122.29	\$101.50
	\$7,754.93	\$6,741.90	\$7,754.93	\$6,741.90
Total Savings			\$1,013.03	
Total Savings %			13%	

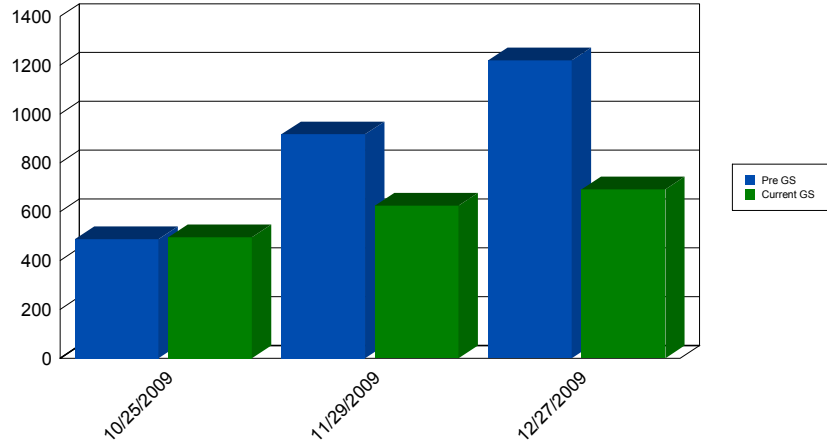
Audit Results

Category	Credit Due	Pending	Resolved
Medical Supplies	615.25	615.25	
Total Discrepancies	615.25	615.25	

DASHBOARD REPORT

OB / GYN PRACTICE

Vendor Name	Month	Pre GS	Current GS	Savings	Savings %
McKesson General Medical	10/31/2009	273.86	146.08	127.78	47%
Office Depot	10/31/2009	213.79	184.11	29.68	14%
McKesson General Medical	11/30/2009	917.13	601.36	315.77	34%
McKesson General Medical	12/31/2009	1,055.20	537.64	517.56	49%
Office Depot	12/31/2009	164.62	153.85	10.77	7%
TOTAL		2,624.59	1,623.04	1,001.55	38%



Vendor Name	2009 YTD Summary		Cummulative	
	Pre GS	Curr GS	Pre GS	Curr GS
McKesson General Medical	\$2,742.25	\$2,385.76	\$2,742.25	\$2,385.76
Office Depot	\$1,592.00	\$1,321.36	\$1,592.00	\$1,321.36
	\$4,334.25	\$3,707.12	\$4,334.25	\$3,707.12
			Total Savings	\$627.13
			Total Savings %	14%

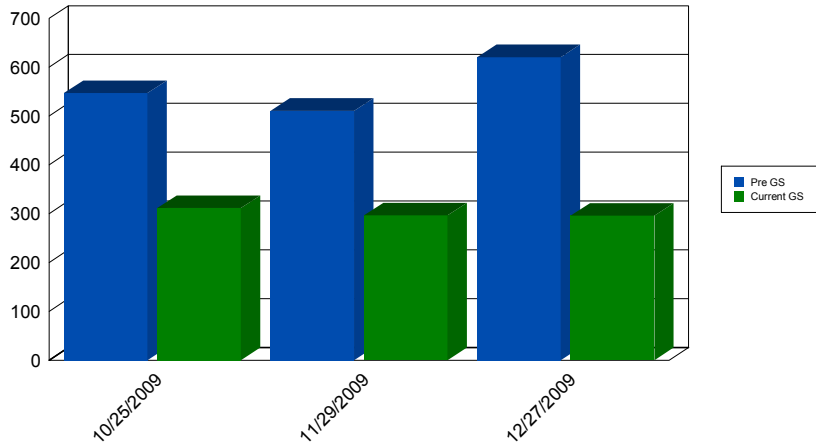
Audit Results

Category	Credit Due	Pending	Resolved
Medical Supplies	403.63	403.63	
Office Supplies	10.95	10.95	
Total Discrepancies	414.58	414.58	

DASHBOARD REPORT

INTERNAL MED PRACTICE

Vendor Name	Month	Pre GS	Current GS	Savings	Savings %
Henry Schein, Inc.	10/31/2009	546.92	279.54	267.37	49%
Henry Schein, Inc.	11/30/2009	510.71	292.80	217.90	43%
Henry Schein, Inc.	12/31/2009	620.37	295.82	324.55	52%
TOTAL		1,677.99	868.16	809.83	48%



Vendor Name	2009 YTD Summary		Cummulative	
	Pre GS	Curr GS	Pre GS	Curr GS
Henry Schein, Inc.	\$1,335.76	\$1,108.68	\$1,335.76	\$1,108.68
	\$1,335.76	\$1,108.68	\$1,335.76	\$1,108.68
Total Savings			\$227.08	
Total Savings %			17%	

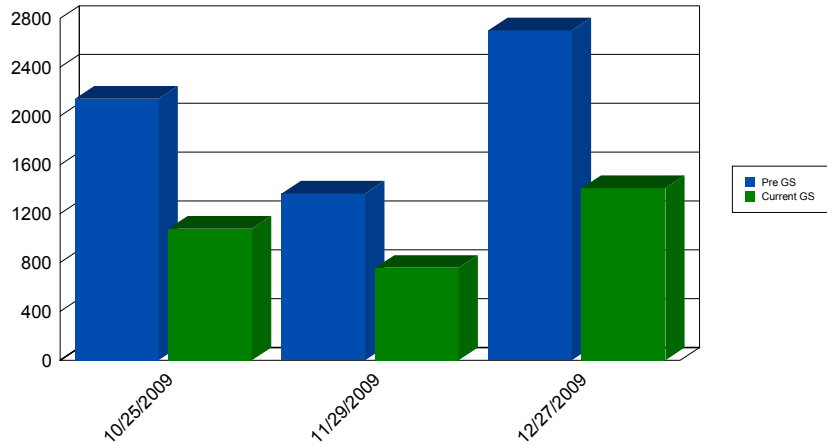
Audit Results

Category	Credit Due	Pending	Resolved
Medical Supplies	35.55	35.55	
Total Discrepancies	35.55	35.55	

DASHBOARD REPORT

FAMILY PRACTICE

Vendor Name	Month	Pre GS	Current GS	Savings	Savings %
Henry Schein, Inc.	10/31/2009	2,141.86	1,071.53	1,070.33	50%
Henry Schein, Inc.	11/30/2009	1,365.83	750.33	615.50	45%
Henry Schein, Inc.	12/31/2009	2,505.62	1,226.60	1,279.02	51%
Office Depot	12/31/2009	196.35	183.50	12.85	7%
TOTAL		6,209.65	3,231.97	2,977.69	48%



Vendor Name	2009 YTD Summary		Cummulative	
	Pre GS	Curr GS	Pre GS	Curr GS
Henry Schein, Inc.	\$8,049.08	\$6,036.81	\$8,049.08	\$6,036.81
Office Depot	\$626.76	\$564.08	\$626.76	\$564.08
	\$8,675.84	\$6,600.89	\$8,675.84	\$6,600.89
			Total Savings	\$2,074.95
			Total Savings %	24%

Audit Results

Category	Credit Due	Pending	Resolved
Medical Supplies	68.40	13.79	54.61
Total Discrepancies	68.40	13.79	54.61